

DISPLAYONE[®] EXHIBIT SYSTEM

DISPLAYONE[®]
Messenger-X

PRICELIST
AND
PRODUCT SPECIFICATIONS

Updated JAN 2015

CONSORT
DISPLAY GROUP

2129 Portage Street | Kalamazoo, MI 49001

phone: 800.525.6424 | **fax:** 888.880.6341 | **web:** www.consort.com | **email:** info@consort.com

DisplayONE and Messenger-X
Features Comparison

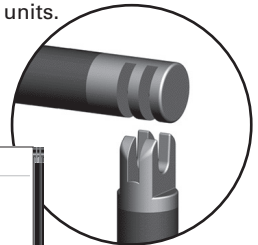
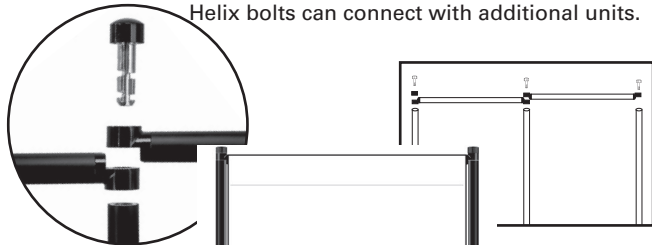
Get the right display stand for the right job.

DISPLAYONE EXHIBIT SYSTEM
 CORE UNIT

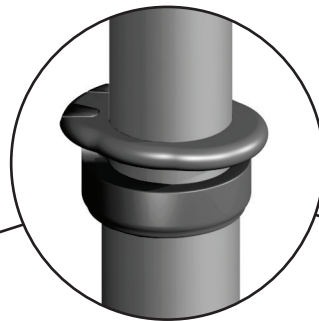

DISPLAYONE
Messenger-X
 GRAPHIC STAND

Ring Bars (or crossbars with rings) and Locking Helix bolts can connect with additional units.

Groove Grip™ crossbar makes assembly easy. Does **not** connect with additional units.

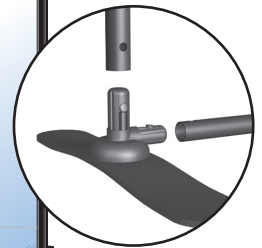


Arched, powder coated aluminum foot. Bottom upright connection is helix stud with quick-connect sleeve.

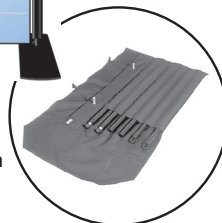


Telescoping Aluminum uprights with DownStop lock to adjust height from 53" to 94".

"Express Connect" Snap-and-Lock Foot System.



Organizing pouch included.



Our basic Core Unit is the starting point for many other configurations. This simple, one-panel display is available in varying widths from 20" to 120" and adjusts from 53" to 94" high. Panels and accessories can be swiftly assembled, changed, taken apart and packaged for easy and convenient travel from one presentation to another.

The DisplayONE is also available in the CAM Lock System.

The DisplayONE Messenger-X is an affordable graphics stand offering simplicity, versatility and quick assembly. Compatible with most types of graphics, it comes in 5 stock sizes from 20" to 46" wide which telescope from 53" to 94" high. The Messenger-X is easy to assemble because of the Groove Grip™ crossbar and Express Connect foot connection.

DISPLAYONE®

Table of Contents**DisplayONE Stands & Components 4**

Single Panel Units	4
Single Panel Units / Exploded View	5
Double Panel Units	6
Triple Panel Units	6, 7
Expansion Units	7
Floor Model Conversion Kits	8
Tabletop Conversion Kit	8
Tabletops	8
Presentation Podium	9
Podium Components	9
Square Towers	9
Triangle Towers	10
X-Towers	10
Components	
Horizontal Bars	11, 12
Tubes	12
Feet	13
Other	13, 14
Attaching Methods	14

Messenger-X Stands & Components 15

Velcro® Compatible Fabric Panels	16
Product Lead Times	17
Warranty	17
Inspection Policy	18
Distribution Policy	18
Terms & Conditions of Sales	18
Shipments of Orders	18
Rush Charges	18
Custom Orders	18
Cancellation of Orders	19
Return Policy	19

Display One is available with a Cam Lock or DownStop™ Lock.

Cam Lock

- The original Display One Exhibit System is manufactured with three-piece uprights (Lower Tube, Intermediate Tube and Telescoping Tube). Each piece is approximately 32" long.
- The Telescoping Tube utilizes an "eccentric Cam" which locks when the Telescoping Tube is twisted to keep the Telescoping Tube at the desired height.

DownStop™ Lock

- Display One is available with two-piece uprights (Lower Tube and Telescoping Tube) and the DownStop Lock. Each piece is almost 50" long.
- The DownStop Lock is attached to the Lower Tube and replaces the Cam.

CAM

94" H SINGLE (adjustable 40"h - 94"h)

Part# (Black)	Part# (Silver)	Panel Width	Est. Wt.	List Price
E2094S	E2094S-SL	21"	10 lbs	\$263.20
E2494S	E2494S-SL	25"	10 lbs	271.20
E3094S	E3094S-SL	31"	10 lbs	279.20
E3694S	E3694S-SL	37"	10 lbs	288.00
E4694S	E4694S-SL	47"	11 lbs	312.00
E6094S*	E6094S-SL*	61"	12 lbs	412.00
E7294S*	E7294S-SL*	73"	17 lbs	575.20
E8494S*	E8494S-SL*	85"	17 lbs	599.20
E9694S†	E9694S-SL†	97"	17 lbs	656.00
E10894S†	E10894S-SL†	109"	17 lbs	679.20
E12094S†	E12094S-SL†	121"	17 lbs	719.20

DOWNSTOP

94" H SINGLE (adjustable 53"h - 94"h)

Part# (Black)	Part# (Silver)	Panel Width	Est. Wt.	List Price
E2094SD2	E2094SD2-SL	21"	10 lbs	\$263.20
E2494SD2	E2494SD2-SL	25"	10 lbs	271.20
E3094SD2	E3094SD2-SL	31"	10 lbs	279.20
E3694SD2	E3694SD2-SL	37"	10 lbs	288.00
E4694SD2	E4694SD2-SL	47"	11 lbs	312.00
E6094SD2*	E6094SD2-SL*	61"	12 lbs	412.00
E7294SD2*	E7294SD2-SL*	73"	17 lbs	575.20
E8494SD2*	E8494SD2-SL*	85"	17 lbs	599.20
E9694SD2†	E9694SD2-SL†	97"	17 lbs	656.00
E10894SD2†	E10894SD2-SL†	109"	17 lbs	679.20
E11694SD2†	E11694SD2-SL†	116"	17 lbs	719.20
E12094SD2†	E12094SD2-SL†	121"	17 lbs	719.20

- The Telescoping Tube stays automatically at the desired height when it is released after it is telescoped.
- The DownStop Lock system does not require twisting the Telescoping Tube to keep the Telescoping Tube in place.

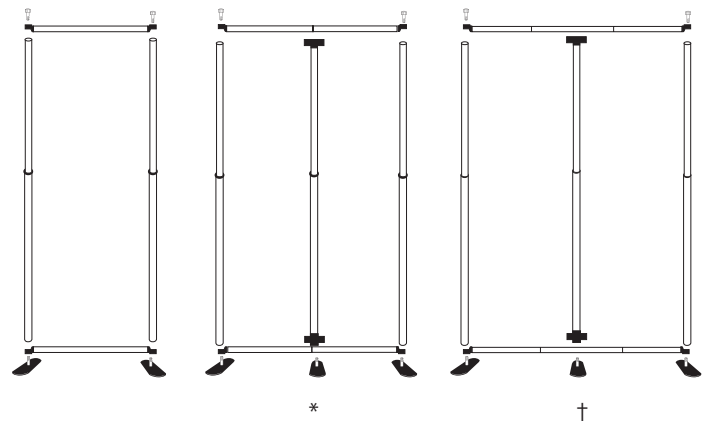

Parts Organizing Pouch

Unless noted otherwise, all parts for units and packages are shipped in roll-up reusable fabric pouches.

Color

Indicate your color preference by model number - The "SL" suffix indicates Silver.

See next page for exploded view and parts breakdown.

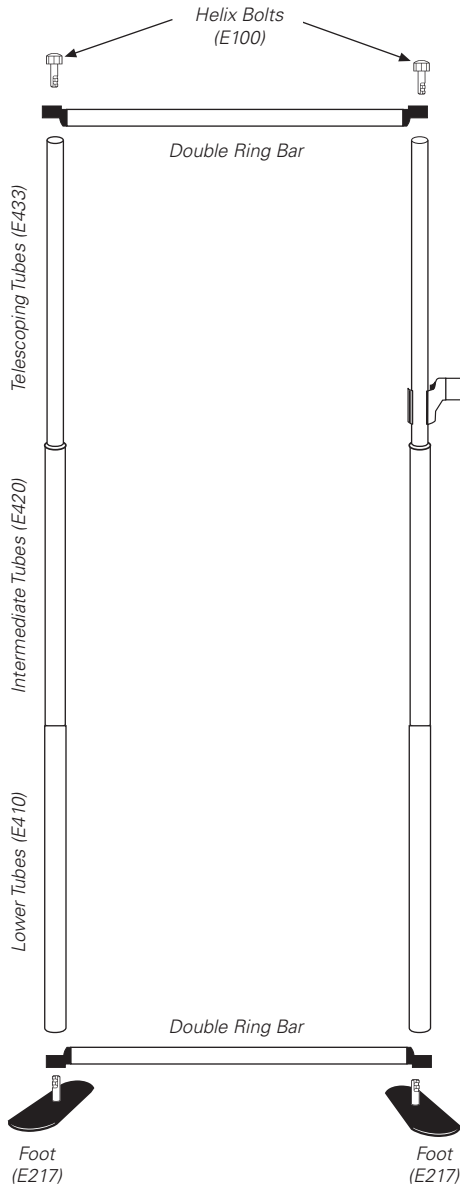


Note: The center supporting upright for 60" and wider displays are positioned behind the graphic panel.

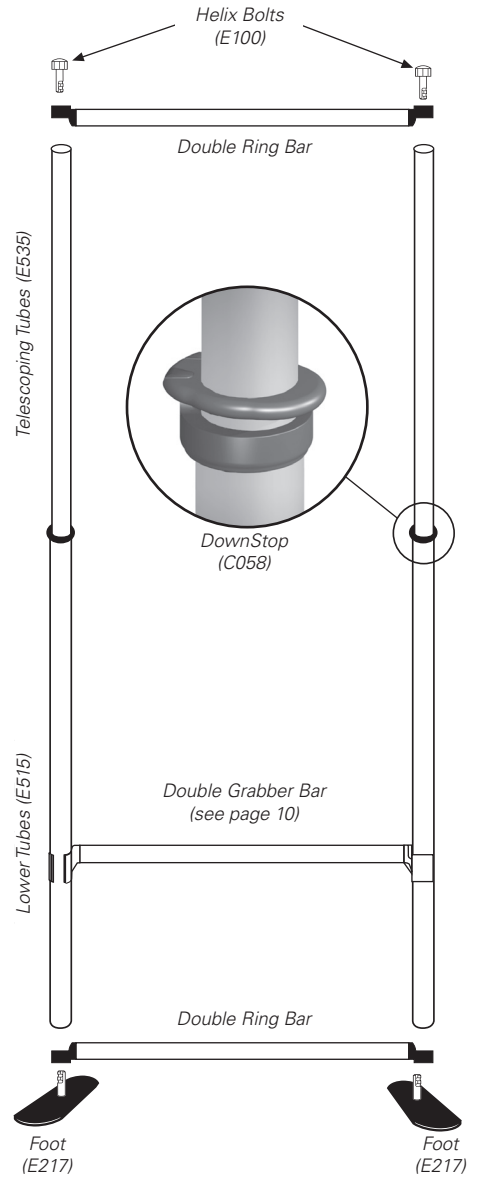
* Horizontals are two piece. † Horizontals are three piece.

SINGLE PANEL UNITS

Exploded View



Cam Lock Unit



DownStop™ Unit

Note: Display One components are packaged in Cordura Nylon "Organizing Pouches" (see page 13)

DOUBLE PANEL UNITS

For even numbers of panels, use included Spacers as shown.

CAM

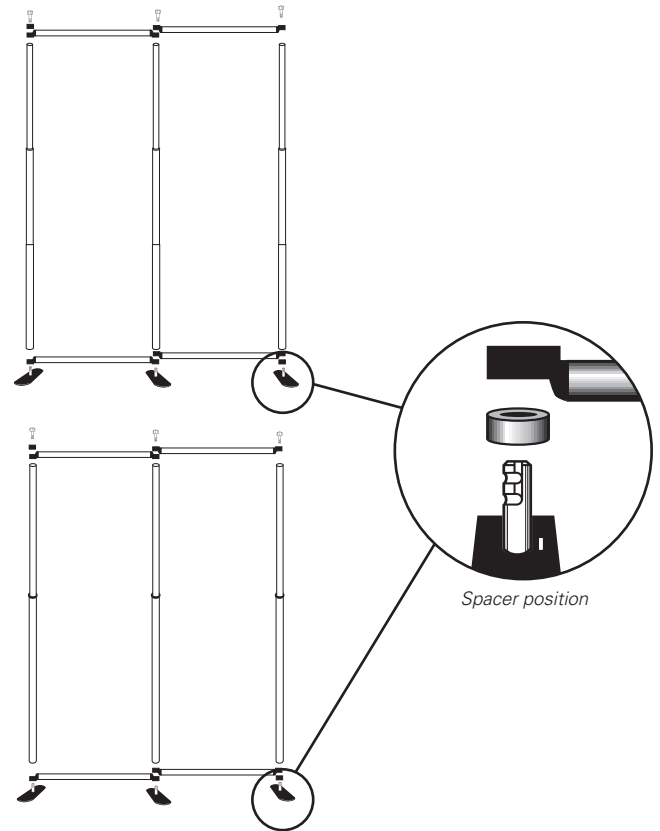
94" H DOUBLE (adjustable 40" h - 94" h)

Part# (Black)	Part# (Silver)	Panel Width	Est. Wt.	List Price
2EC20	2EC20-SL	21"	16 lbs	\$460.00
2EC24	2EC24-SL	25"	16 lbs	476.00
2EC30	2EC30-SL	31"	17 lbs	492.00
2EC36	2EC36-SL	37"	17 lbs	511.20
2EC46	2EC46-SL	47"	18 lbs	559.20
2EC60	2EC60-SL	61"	20 lbs	740.00

DOWNSTOP

94" H DOUBLE (adjustable 53" h - 94" h)

Part# (Black)	Part# (Silver)	Panel Width	Est. Wt.	List Price
2ED20	2ED20-SL	21"	16 lbs	\$460.00
2ED24	2ED24-SL	25"	16 lbs	476.00
2ED30	2ED30-SL	31"	17 lbs	492.00
2ED36	2ED36-SL	37"	17 lbs	511.20
2ED46	2ED46-SL	47"	18 lbs	559.20
2ED60	2ED60-SL	61"	20 lbs	740.00

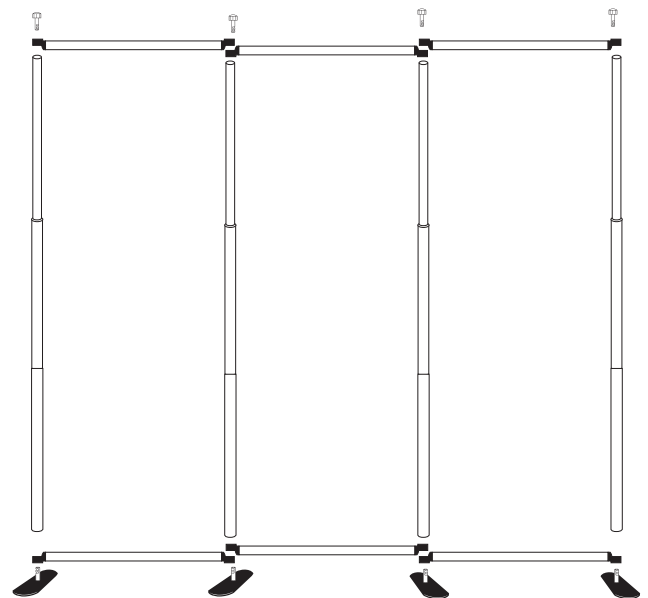


TRIPLE PANEL UNITS

CAM

94" H TRIPLE (adjustable 40" h - 94" h)

Part# (Black)	Part# (Silver)	Panel Width	Est. Wt.	List Price
3EC20	3EC20-SL	21" ea	21 lbs	\$600.00
3EC24	3EC24-SL	25" ea	21 lbs	624.00
3EC2446	3EC2446-SL	47" center 25" sides	22 lbs	639.20
3EC3036	3EC3036-SL	37" center 31" sides	22 lbs	652.00
3EC30	3EC30-SL	31" ea	22 lbs	639.20
3EC3046	3EC3046-SL	47" center 31" sides	22 lbs	671.20
3EC3646	3EC3646-SL	47" center 37" sides	24 lbs	671.20
3EC36	3EC36-SL	37" center	22 lbs	676.00
3EC46	3EC46-SL	47" sides	24 lbs	703.20

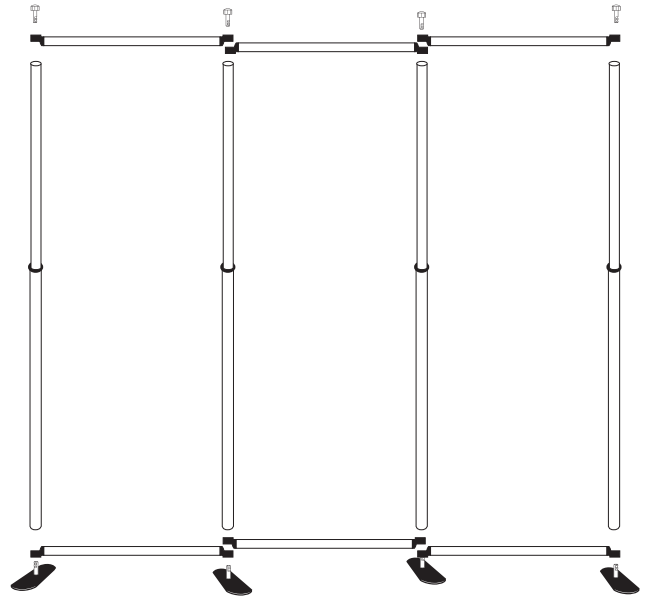


TRIPLE PANEL UNITS

DOWNSTOP

94" H TRIPLE (adjustable 53"h - 94"h)

Part# (Black)	Part# (Silver)	Panel Width	Est. Wt.	List Price
3ED20	3ED20-SL	21" ea	21 lbs	\$600.00
3ED24	3ED24-SL	25" ea	21 lbs	624.00
3ED2446	3ED2446-SL	47" center 25" sides	22 lbs	639.20
3ED3036	3ED3036-SL	37" center 31" sides	22 lbs	639.20
3ED30	3ED30-SL	31" ea	22 lbs	639.20
3ED3046	3ED3046-SL	47" center 31" sides	22 lbs	671.20
3ED3646	3ED3646-SL	47" center 37" sides	24 lbs	671.20
3ED36	3ED36-SL	37" center	22 lbs	676.00
3ED46	3ED46-SL	47" sides	24 lbs	703.20



EXPANSION UNITS

Use to add panels to existing floor models. Expansion Units are comprised of one upright (three-piece with cam or two-piece with DownStop), one 17 1/2" x 3" foot, one hlix bolt and two horizontal bars. Includes organizing pouch.

CAM

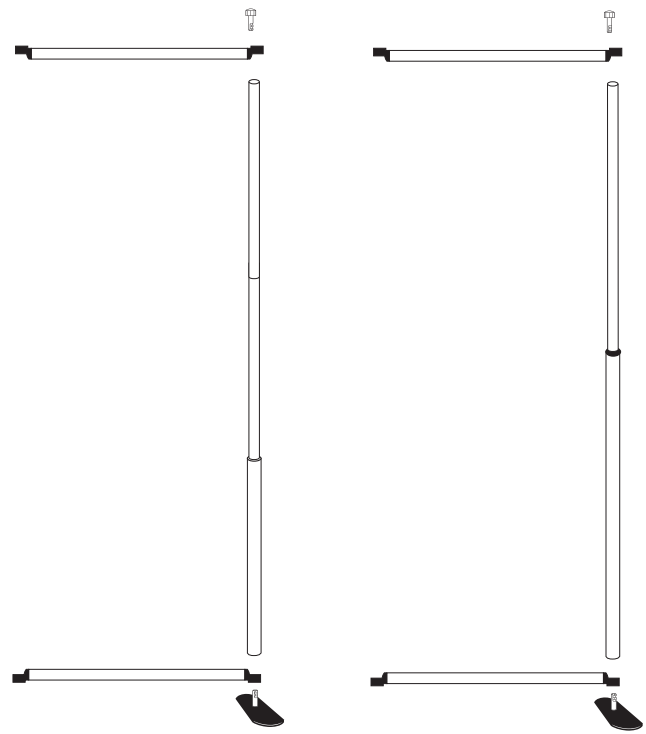
94" H CONNECTOR (adjustable 40"h - 94"h)

Part# (Black)	Part# (Silver)	Panel Width	Est. Wt.	List Price
E2094C	EC2094C-SL	21"	6 lbs	\$199.20
E2494C	EC2494C-SL	25"	6 lbs	207.20
E3094C	EC3094C-SL	31"	7 lbs	215.20
E3694C	EC3694C-SL	37"	7 lbs	223.20
E4694C	EC4694C-SL	47"	7 lbs	247.20
E6094C*	EC6094C-SL*	61"	8 lbs	319.20

DOWNSTOP

94" H CONNECTOR (adjustable 53"h - 94"h)

Part# (Black)	Part# (Silver)	Panel Width	Est. Wt.	List Price
E2094CD2	E2094CD2-SL	21"	6 lbs	\$199.20
E2494CD2	E2494CD2-SL	25"	6 lbs	207.20
E3094CD2	E3094CD2-SL	31"	7 lbs	215.20
E3694CD2	E3694CD2-SL	37"	7 lbs	223.20
E4694CD2	E4694CD2-SL	47"	7 lbs	247.20
E6094CD2*	E6094CD2-SL*	61"	8 lbs	319.20



Cam Expansion Unit

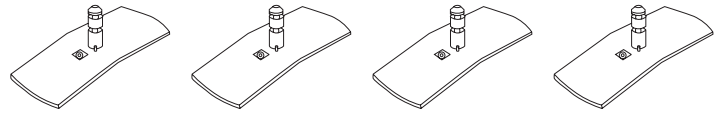
DownStop Expansion Unit

* Horizontals are two piece.

FLOOR MODEL CONVERSION OPTION

To convert existing Triple Panel Unit* to a tabletop unit, order four (4) 8" long rectangular feet.

FLOOR MODEL CONVERSION OPTION				
Part# (Black)	Part# (Silver)	Size	Est. Wt.	List Price
E208	E208-SL	8" x 3"	1 lb	\$28.80 ea

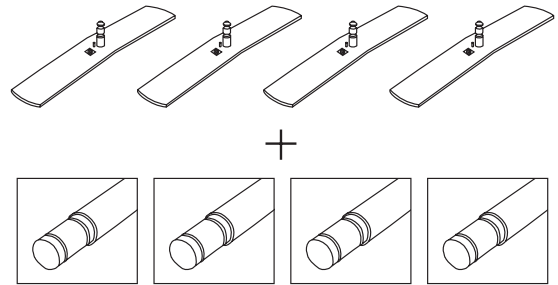


* Cam unit minimal panel height is 40". DownStop unit minimal panel height is 55".

TABLETOP CONVERSION OPTION (Cam Units only)

To convert existing triple panel Tabletop with cam to floor Triple Panel Unit, order four (4) 17" 1/2" x 3" feet and four (4) 32 1/2" intermediate tubes.

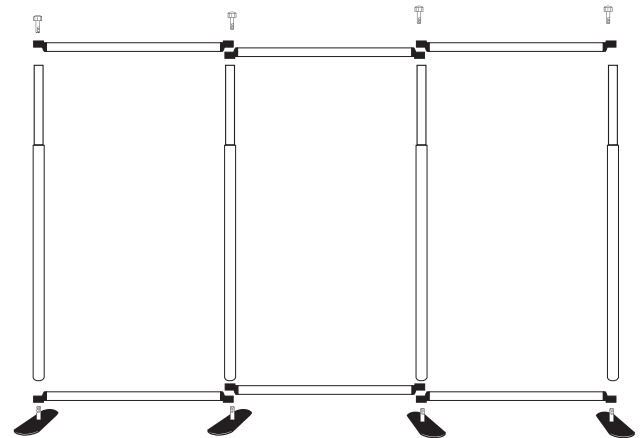
TABLETOP CONVERSION OPTION				
Part# (Black)	Part# (Silver)	Size	Est. Wt.	List Price
E217-SL	E217-SL	17 1/2" x 3"	2 lbs	\$39.20 ea
E420 (cam)	E420-SL	32 1/2"	1 lb	27.80 ea



TABLETOPS

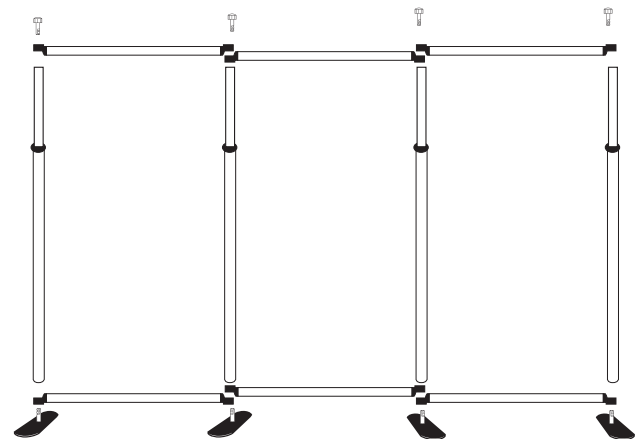
CAM

THREE PANEL TABLETOP (adjustable 40"h - 94"h)				
Part# (Black)	Part# (Silver)	Panel Width	Est. Wt.	List Price
ETC2400	ETC2400-SL	25" ea	21 lbs	\$551.20
ETC3040	ETC3040-SL	31" ea	22 lbs	567.20
ETC1000	ETC1000-SL	37" center 25" sides	21 lbs	559.20
ETC4000	ETC4000-SL	37" center 31" sides	22 lbs	575.20
ETC3640	ETC3640-SL	37" ea	22 lbs	591.20



DOWNSTOP

THREE PANEL TABLETOP (adjustable 40"h - 94"h)				
Part# (Black)	Part# (Silver)	Panel Width	Est. Wt.	List Price
ETD2400	ETD2400-SL	25" ea	21 lbs	\$551.20
ETD3040	ETD3040-SL	31"	22 lbs	687.20
ETD1000	ETD1000-SL	37" center 25" sides	21 lbs	559.20
ETD4000	ETD4000-SL	37" center 31" sides	22 lbs	575.20
ETD3640	ETD3640-SL	37" ea	22 lbs	591.20


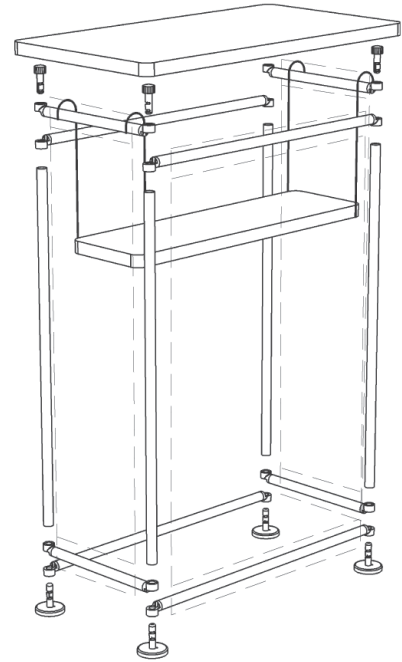


PRESENTATION PODIUM

Part# (Black)	Part# (Silver)	Dimensions (w, d, h)	Fabric*	Est. Wt.	List Price
EPP-W	EPP-W-SL	36" x 19" x 42"	None	20 lbs	\$596.00
EPP-V	EPP-V-SL	36" x 19" x 42"	Velcro Loop	16 lbs	684.00
EPP-B	EPP-B-SL	36" x 19" x 42"	Non-Printed	17 lbs	684.00
EPP-P	EPP-P-SL	36" x 19" x 42"	Printed	24 lbs	Call

PODIUM COMPONENTS

Part# (Black)	Part# (Silver)	Description	Dimensions (h, w, l)	Est. Wt.	List Price
E203	E203-SL	Round Foot	3" diameter	1 lb	\$24.80
EP-T		Top	2" x 36" x 9.5" (closed) 1" x 36" x 9.5" (open)	6 lbs	204.00
EP-S		Shelf	1" x 32" x 9.5"	3 lbs	103.20
E440	E440-SL	Upright Tube	37" h	1 lb	37.00
E013	E013-SL	Horz Tube	13 1/4" w	1 lb	16.40
E030	E030-SL	Horz Tube	30" w	1 lb	28.80
PS-T		Sleeve (top)	14" x 36" (closed)	1 lb	51.50
PS-S		Sleeve (shelf)	14" x 32" (closed)	1 lb	51.50



* Front and side panels; open back.

Note: Presentation podium uprights (E440) are fixed height and do not telescope. Parts include display hardware, top, shelf, parts organizing pouch and fabric (if ordered). Non-printed and printed fabric are not Velcro compatible.

SQUARE TOWERS

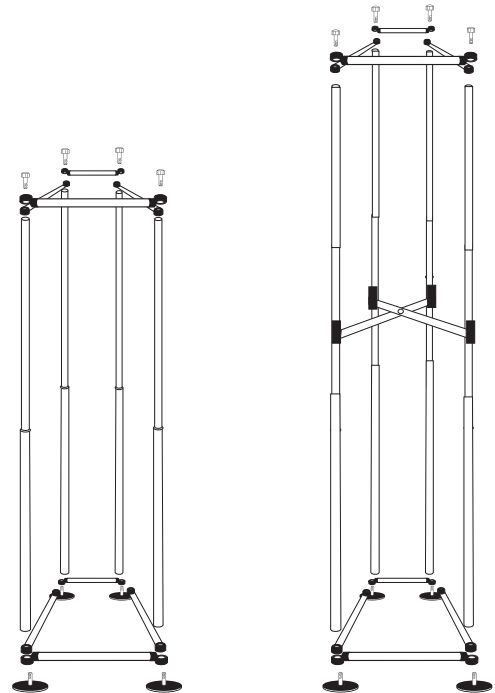
Supplied with Cam Lock Uprights.

94" H SQUARE TOWER (adjustable 53" h - 94" h)

Part# (Black)	Part# (Silver)	Panel Width	Est. Wt.	List Price
ESTC209	ESTC209-SL	21"	22 lbs	\$608.00
ESTC249	ESTC249-SL	25"	22 lbs	632.00
ESTC309	ESTC309-SL	31"	23 lbs	660.00
ESTC4000	ESTC4000-SL	37"	23 lbs	688.00
ESTC3640	ESTC3640-SL	47"	26 lbs	752.00

120" H SQUARE TOWER (adjustable 53" h - 120" h)

Part# (Black)	Part# (Silver)	Panel Width	Est. Wt.	List Price
ESTC201	ESTC209-SL	21"	29 lbs	\$848.00
ESTC241	ESTC249-SL	25"	30 lbs	888.00
ESTC301	ESTC309-SL	31"	30 lbs	920.00
ESTC361	ESTC4000-SL	37"	30 lbs	968.00
ESTC461	ESTC3640-SL	47"	33 lbs	1,080.00



94" H Square

120" H Square with X brace

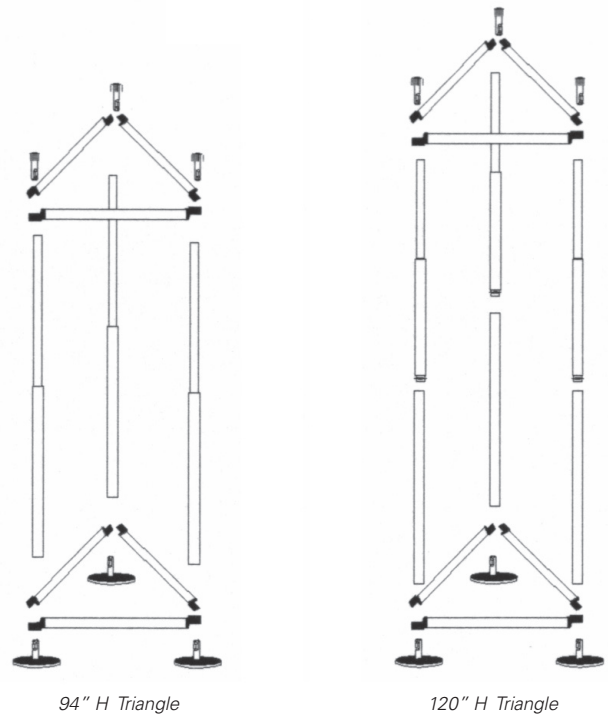
TRIANGLE TOWERS

Horizontal bars for triangle towers are special. Regular horizontal bars will not allow triangle shape. Triangle fabrics will require special cutouts in back of top and bottom hems.

Supplied with Cam Lock Uprights.

94" H TRIANGLE TOWER (adjustable 53" h - 94" h)				
Part# (Black)	Part# (Silver)	Panel Width	Est. Wt.	List Price
ETTC209	ETTC209-SL	21"	15 lbs	\$480.00
ETTC249	ETTC249-SL	25"	17 lbs	500.00
ETTC309	ETTC309-SL	31"	19 lbs	520.00
ETTC369	ETTC369-SL	37"	19 lbs	540.00

120" H TRIANGLE TOWER (adjustable 53" h - 120" h)				
Part# (Black)	Part# (Silver)	Panel Width	Est. Wt.	List Price
ETTC201	ETTC201-SL	21"	21 lbs	\$580.00
ETTC241	ETTC241-SL	25"	21 lbs	600.00
ETTC301	ETTC301-SL	31"	22 lbs	620.00
ETTC361	ETTC361-SL	37"	22 lbs	640.00

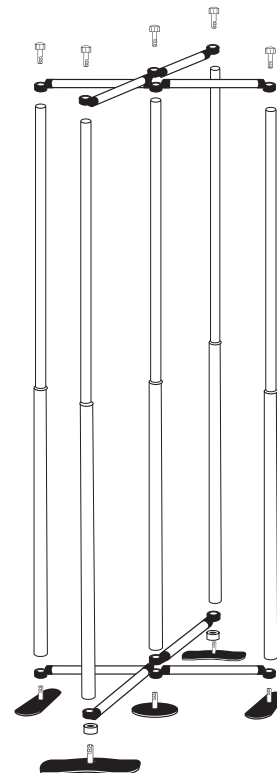


X-TOWERS

Supplied with Cam Lock Uprights.

94" H X-TOWER (adjustable 53" h - 94" h)				
Part# (Black)	Part# (Silver)	Panel Width	Est. Wt.	List Price
EXTC209	EXTC209-SL	21"	24 lbs	\$792.00
EXTC249	EXTC249-SL	25"	25 lbs	824.00
EXTC309	EXTC309-SL	31"	26 lbs	848.00
EXTC369	EXTC369-SL	37"	26 lbs	872.00
EXTC469	EXTC469-SL	47"	28 lbs	924.00

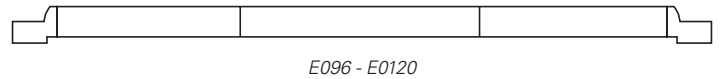
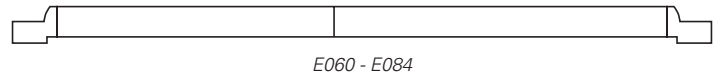
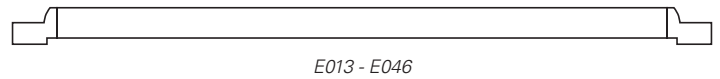
Note for Towers: DownStop™ uprights may be custom ordered in lieu of camlock at no additional charge.



COMPONENTS - HORIZONTAL BARS

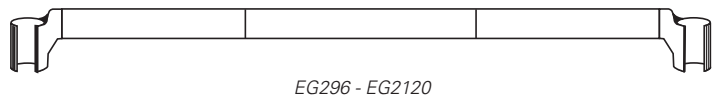
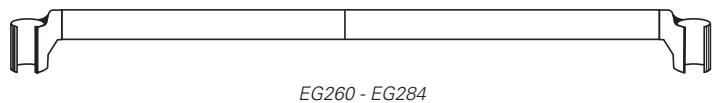
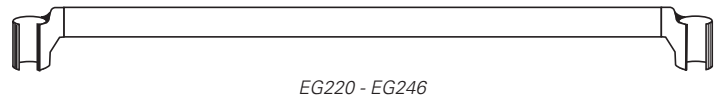
DOUBLE RING BAR

Part# (Black)	Part# (Silver)	Width	Est. Wt.	List Price
E013	E013-SL	13 1/4"	1 lb	\$16.40
E020	E020-SL	20"	1 lb	20.60
E024	E024-SL	24"	1 lb	24.80
E030	E030-SL	30"	1 lb	28.80
E036	E036-SL	36"	1 lb	33.00
E046	E046-SL	46"	1 lb	41.20
E046-2	E046-2-SL	46"*	1 lb	54.00
E060	E060-SL	60"*	2 lbs	82.40
E072	E072-SL	72"*	2 lbs	90.40
E084	E084-SL	84"*	2 lbs	98.80
E096	E096-SL	96"†	2 lbs	136.00
E0108	E0108-SL	108"†	3 lbs	148.00
E0120	E0120-SL	120"†	3 lbs	169.20



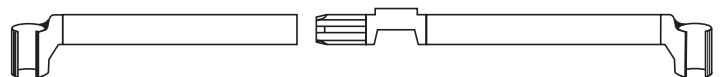
DOUBLE GRABBER BAR

Part# (Black)	Part# (Silver)	Width	Est. Wt.	List Price
EG220	EG220-SL	20"	1 lb	\$33.00
EG224	EG224-SL	24"	1 lb	37.20
EG230	EG230-SL	30"	1 lb	41.20
EG236	EG236-SL	36"	1 lb	45.20
EG246	EG246-SL	46"	1 lb	53.60
EG246-2	EG246-2-SL	46"*	1 lb	66.40
EG260	EG260-SL	60"*	2 lbs	94.40
EG272	EG272-SL	72"*	2 lbs	103.20
EG284	EG284-SL	84"*	2 lbs	111.20
EG296	EG296-SL	96"†	2 lbs	119.20
EG2108	EG2108-SL	108"†	3 lbs	160.00
EG2120	EG2120-SL	120"†	3 lbs	172.80



X-TOWER BAR

Part# (Black)	Part# (Silver)	Width	Est. Wt.	List Price
EX20	EX20-SL	20"	1 lb	\$49.60
EX24	EX24-SL	24"	2 lbs	57.60
EX30	EX30-SL	30"	2 lbs	66.00
EX36	EX36-SL	36"	2 lbs	74.40
EX46	EX46-SL	46"	2 lbs	90.40



X BRACE BAR


Part# (Black)	Part# (Silver)	Width	Est. Wt.	List Price
EX20B	EX20B-SL	For 20" sq. tower	1 lb	\$49.60
EX24B	EX24B-SL	For 24" sq. tower	2 lbs	57.60
EX30B	EX30B-SL	For 30" sq. tower	2 lbs	66.00
EX36B	EX36B-SL	For 36" sq. tower	2 lbs	74.40
EX46B	EX46B-SL	For 46" sq. tower	2 lbs	90.40

* Horizontals are two piece. † Horizontals are three piece.

COMPONENTS - HORIZONTAL BARS (con't)

TRIANGLE RING BAR


Part# (Black)	Part# (Silver)	Width	Est. Wt.	List Price
E020T	E020T-SL	20"	1 lb	\$20.60
E024T	E024T-SL	24"	1 lb	24.80
E030T	E030T-SL	30"	1 lb	28.80
E036T	E036T-SL	36"	1 lb	33.00



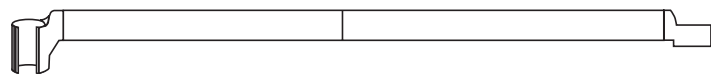
E020T - E036T

SINGLE GRABBER BAR


Part# (Black)	Part# (Silver)	Width	Est. Wt.	List Price
EG120	EG120-SL	20"	1 lb	\$28.80
EG124	EG124-SL	24"	1 lb	33.00
EG130	EG130-SL	30"	1 lb	37.20
EG136	EG136-SL	36"	1 lb	41.20
EG146	EG146-SL	46"	1 lb	49.60
EG160	EG160-SL	60"*	2 lbs	90.40
EG172	EG172-SL	72"*	2 lbs	98.80
EG184	EG184-SL	84"*	2 lbs	107.20
EG196	EG196-SL	96"†	2 lbs	115.20
EG1108	EG1108-SL	108"†	3 lbs	156.00
EG1120	EG1120-SL	120"†	3 lbs	169.60



EG120 - EG146



EG160 - EG184



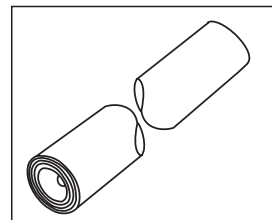
EG196 - EG120

* Horizontals are two piece. † Horizontals are three piece.


COMPONENTS - TUBES

LOWER UPRIGHT TUBE

Part# (Black)	Part# (Silver)	Width	Est. Wt.	List Price
E410 cam	E410-SL	32 1/2"	1 lb	\$27.80
E415 dstop	E415-SL	32 1/2"	1 lb	36.00
E510 cam	E510-SL	49 5/8"	1 lb	41.20
E515 dstop	E515-SL	49 5/8"	1 lb	49.60



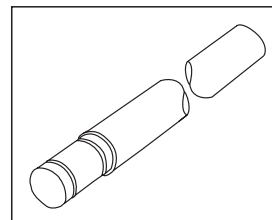
E410, E440, E510



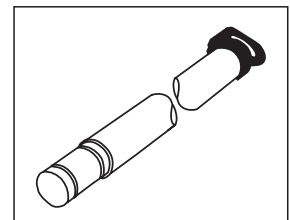
E415, E515

INTERMEDIATE UPRIGHT TUBE

Part# (Black)	Part# (Silver)	Width	Est. Wt.	List Price
E420 cam	E420-SL	32 1/2"	1 lb	\$27.80
E425 dstop	E425-SL	32 1/2"	1 lb	36.00
E520 cam	E520-SL	49 5/8"	1 lb	41.20
E525 dstop	E525-SL	49 5/8"	1 lb	49.60



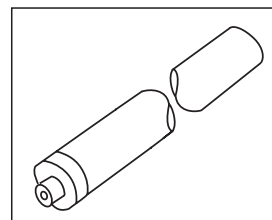
E420, E520



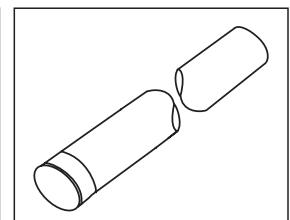
E425, E525

TELESCOPING TUBE

Part# (Black)	Part# (Silver)	Width	Est. Wt.	List Price
E433 cam	E433-SL	32 1/2"	1 lb	\$33.00
E435 dstop	E435-SL	32 1/2"	1 lb	28.80
E530 cam	E530-SL	49 5/8"	1 lb	49.60
E535 dstop	E535-SL	49 5/8"	1 lb	45.20



E433, E530



E435, E535

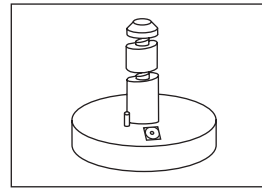
COMPONENTS - FEET

ROUND FOOT

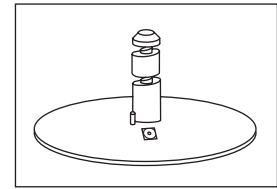
Part# (Black)	Part# (Silver)	Diameter	Est. Wt.	List Price
E203	E203-SL	3"	1 lb	\$24.80
E210	E210-SL	10"	4 lbs	61.60

RECTANGULAR FOOT

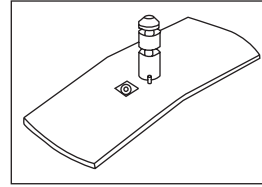
Part# (Black)	Part# (Silver)	Dimensions	Est. Wt.	List Price
E208	E208-SL	8" x 3"	1 lb	\$28.80
E217	E217-SL	17 1/2" x 3"	2 lbs	39.20



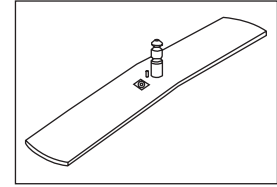
E203



E210



E208

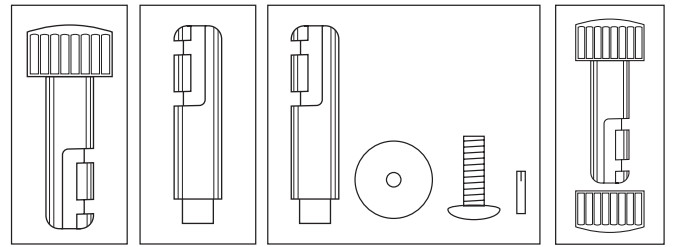


E217

COMPONENTS - OTHER

HELIX BOLT & FOOT STUD

Part# (Black)	Part# (Silver)	Description	Est. Wt.	List Price
E100	E100-SL	Helix Bolt	2 oz	\$8.40 net
E105		Foot Stud	2 oz	8.40 net
ERK2		Foot Repair Kit (Stud, Pin, Washer, Screw)	4 oz	9.00 net
XBB	XBB-SL	X-Brace Bolt Set	1 oz	12.30 net
E100C	E100C-SL	Double Helix Connector	3 oz	15.00 net

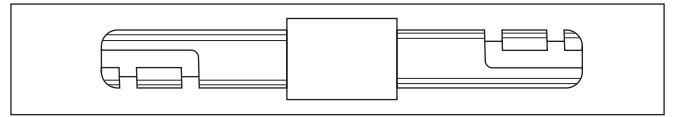


E100

E105

ERK2

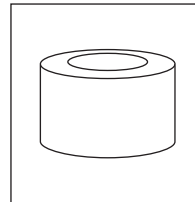
XBB



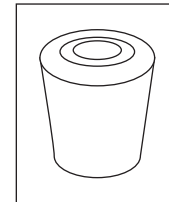
E100C

MISCELLANEOUS

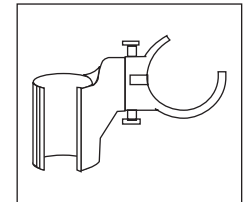
Part# (Black)	Part# (Silver)	Description	Est. Wt.	List Price
E500	E500-SL	Spacer	1 oz	N/C
E600		Foot Cap	1/2 oz	N/C
EEC		Tube Cap	1/2 oz	N/C
EUC	EUC	Upright Clamp	1 oz	\$12.00 net
C058	C058-SL	DownStop Lock	1 oz	3.00 net
C086	C086-SL	Horizontal Connector	1 oz	4.00 net



E500



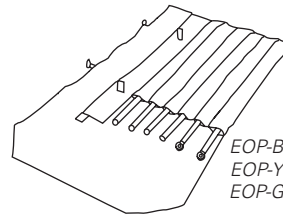
E600




EUC

ORGANIZING POUCH

Part# (Black)	Length	Pockets	Tube / Bar Size	Est. Wt.	List Price
EOP-B	48"	6	All except 46", 49 5/8"	2 lbs	\$36.00
EOP-Y	67"	6	46", 49 5/8"	2 lbs	60.00
EOP-G	48"	10	All except 46", 49 5/8"	2 lbs	55.00



EOP-B
EOP-Y
EOP-G

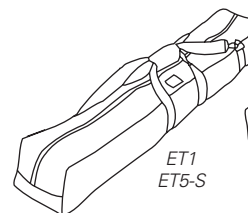


C058

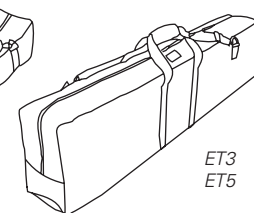
NYLON CARRYING CASE

Part# (Black)	Description (h, w, l)	Est. Wt.	List Price
ET1*	6" x 6" x 41"	1 lb	\$95.00
ET5-S	6" x 6" x 55"	1 lb	100.00
ET3*	12" x 7" x 43"	2 lbs	130.00
ET5	12" x 9" x 55"	2 lbs	145.00

* Cases fit Cam units only.



ET1
ET5-S



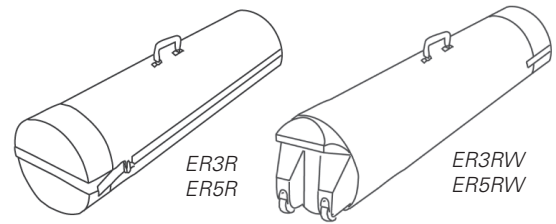
ET3
ET5

COMPONENTS - OTHER (for DisplayONE & Messenger-X)

RIGID CARRYING CASE

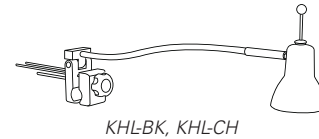
Part# (Black)	Description (h, w, l)	Est. Wt.	List Price
ER3R*	12" w x 42" l	9 lbs	\$235.00
ER5R	12" w x 56" l	13 lbs	255.00
ER3RW*	12" w x 47" l (w/wheels)		275.00
ER5RW	12" w x 56" l (w/wheels)		295.00

* Cases fit Cam units only.



HALOGEN LIGHTS (bulb included)

Part# (Black)	Description (h, w, l)	Est. Wt.	List Price
KHL-BK	Crane Light w/Bulb - Black	2 lbs	60.00 net
KHL-CH	Crane Light w/Bulb - Chrome	2 lbs	60.00 net
KHL-B	Halogen Light Bulb	1 lb	15.00 net
KLL-B	LED Light Bulb	1 lb	24.00 net
KLL-BK	Crane Light w/LED Bulb-Black	2 lbs	74.00 net
KLL-CH	Crane Light w/LED Bulb-Chrome	2 lbs	74.00 net

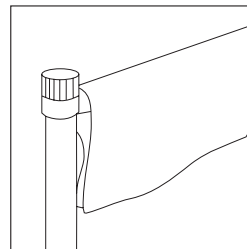


ATTACHING METHODS (for DisplayONE & Messenger-X)

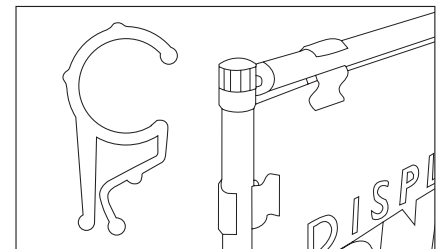
5" VELCRO SLEEVE (black only)

Part#	Width	Est. Wt.	List Price
EVS-20	20 7/8"	1 lb	\$25.00
EVS-24	24 7/8"	1 lb	30.00
EVS-30	30 7/8"	1 lb	35.00
EVS-36	36 7/8"	1 lb	40.00
EVS-46	46 7/8"	1 lb	50.00
EVS-60	60 7/8"	2 lbs	65.00

Sold in pairs of two.



EVS

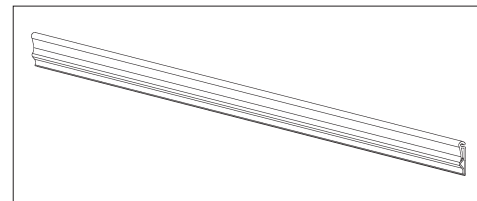


EPC-1

CLEAR PANEL CLIP

Part#	Fits Substrates	Est. Wt.	List Price
EPC-1	1/8" - 1/4" Thick	1 lb	\$42.00

Includes 8 clips.



GS20 - 46

GOTCHA STRIPS (black only)

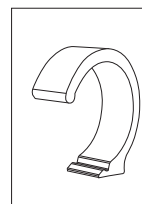
Part#	Width	Est. Wt.	List Price
GS-20	20"	1 oz	\$4.50
GS-24	24"	1 oz	5.00
GS-30	30"	1 oz	6.25
GS-36	36"	1 oz	7.50
GS-46	46"	1 oz	9.50

Sold individually. Gotcha Clips NOT included.

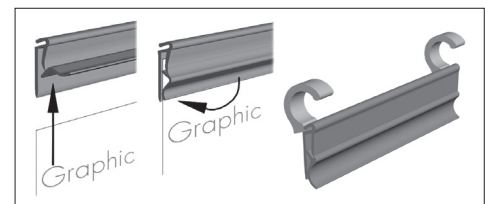
GOTCHA CLIP

Part#	Diameter	Est. Wt.	List Price
GRC	1"	1/2 oz	\$1.00

2 Clips per strip for 20" - 30" / 3 clips per strip 36" - 46"



GRC



Gotcha strips and Gotcha Clips

MESSENGER-X STANDS (black only)

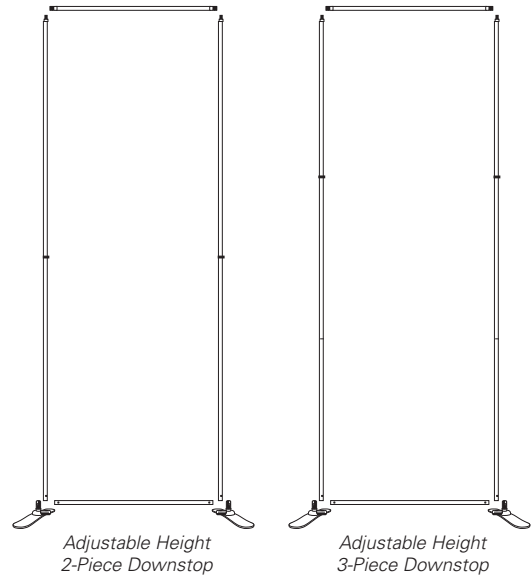
94" H 2 pc UPRIGHT (adjustable 55" - 94" h)

Part#	Panel Width	Est. Wt.	List Price
MX2094	21"	10 lbs	\$165.00
MX2494	25"	10 lbs	170.00
MX3094	31"	10 lbs	170.00
MX3694	37"	10 lbs	180.00
MX4694	47"	10 lbs	190.00

94" H 3 pc UPRIGHT* (adjustable 55" - 94" h)

Part#	Panel Width	Est. Wt.	List Price
MX2094D3	21"	10 lbs	\$180.00
MX2494D3	25"	10 lbs	185.00
MX3094D3	31"	10 lbs	185.00
MX3694D3	37"	10 lbs	195.00
MX4694D3	47"	10 lbs	205.00

* Verticals break down to 35 1/2".



MESSENGER-X COMPONENTS

GROOVEGRIP BAR (top)

Part#	Panel Width	Est. Wt.	List Price
MNGG20	20"	1 lb	\$15.00
MNGG24	24"	1 lb	20.00
MNGG30	30"	1 lb	25.00
MNGG36	36"	1 lb	35.00
MNGG46	46"	1 lb	40.00
MNGG46-2	46" *	1 lb	56.00

X-BAR (bottom)

Part#	Panel Width	Est. Wt.	List Price
MX020	20"	1 lb	\$20.00
MX024	24"	1 lb	25.00
MX030	30"	1 lb	30.00
MX036	36"	1 lb	35.00
MX046	46"	1 lb	45.00
MX046-2	46" *	1 lb	61.00

DOUBLE GRABBER BAR

Part#	Panel Width	Est. Wt.	List Price
EG220	20"	1 lb	\$33.00
EG224	24"	1 lb	37.20
EG230	30"	1 lb	41.20
EG236	36"	1 lb	45.20
EG246	46"	1 lb	53.60
EG246-2	46" *	1 lb	66.40

LOWER UPRIGHT TUBE

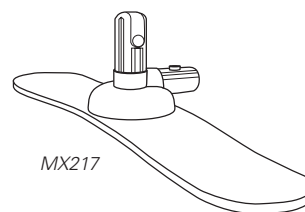
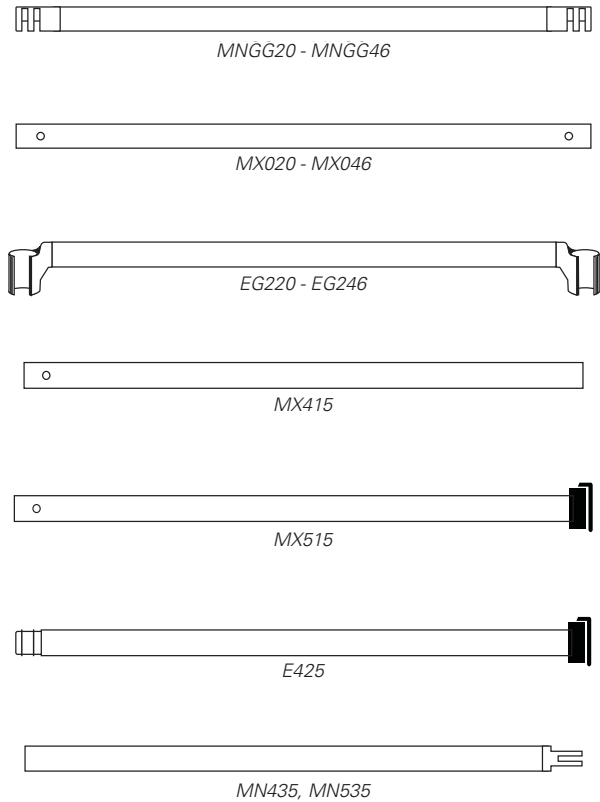
Part#	Width	Est. Wt.	List Price
MX415 (3 pc)	32 1/2"	1 lb	\$25.75
MX515 (2 pc)	49 5/8"	1 lb	41.00

INTERMEDIATE UPRIGHT TUBE (w/downstop, 3 pc only)

Part#	Width	Est. Wt.	List Price
E425 (3 pc)	32 1/2"	1 lb	\$36.00

TELESCOPING TUBE

Part#	Width	Est. Wt.	List Price
MX435 (3 pc)	33 1/2"	1 lb	\$25.00
MX535 (2 pc)	49 5/8"	1 lb	31.00



MESSENGER-X RECTANGULAR FOOT

Part#	Dimensions	Est. Wt.	List Price
MX217	3" w x 17 1/2" l	1.5 lbs	\$36.00
MXRK	Bagel w/Repair Kit		8.50

VELCRO COMPATIBLE FABRIC PANELS**SINGLE SIDED VELCRO FABRIC**

Height	Part# (Black)	Width	List Price
40" (for podium)	EV-1439P	14"	\$36.00
	EV-3139P	32"	67.00
40"	EV-2040S	21"	\$41.00
	EV-2440S	25"	46.50
	EV-3040S	31"	67.00
	EV-3640S	37"	77.00
48"	EV-2048S	21"	\$46.50
	EV-2448S	25"	51.50
	EV-3048S	31"	77.00
	EV-3648S	37"	87.50
	EV-4648S	47"	108.00
	EV-6048S	61"	129.00
60"	EV-2060S	21"	\$51.50
	EV-2460S	25"	56.50
	EV-3060S	31"	92.50
	EV-3660S	37"	103.00
	EV-4660S	47"	123.00
	EV-6060S	61"	144.00
72"	EV-2072S	21"	\$56.50
	EV-2472S	25"	62.00
	EV-3072S	31"	103.00
	EV-3672S	37"	113.00
	EV-4672S	47"	134.00
	EV-6072S	61"	154.00
84"	EV-2084S	21"	\$67.00
	EV-2484S	25"	72.00
	EV-3084S	31"	118.00
	EV-3684S	37"	129.00
	EV-4684S	47"	149.00
	EV-6084S	61"	170.00
94"	EV-2094S	21"	\$72.00
	EV-2494S	25"	77.00
	EV-3094S	31"	129.00
	EV-3694S	37"	139.00
	EV-4694S	47"	159.00
	EV-6094S	61"	180.00
108"	EV-20108S	21"	\$77.00
	EV-24108S	25"	82.50
	EV-30108S	31"	144.00
	EV-36108S	37"	154.00
	EV-46108S	47"	175.00
120"	EV-20120S	21"	\$87.80
	EV-24120S	25"	92.50
	EV-30120S	31"	159.00
	EV-36120S	37"	170.00
	EV-46120S	47"	190.00

PRODUCT LEAD TIMES

Units	Est. Lead Times
25 units or less	2-3 Business Days
26-100 units	5-10 Business Days
101+ units	Call for lead times
Custom Sizes	Call for lead times
Velcro® Panels	2-3 Business Days (black only) 5-10 Business Days (all other colors) Qty. of 15 or more: call for lead time

DISPLAY ONE & MESSENGER-X WARRANTY

Display One warrants product failure, due to defects in materials or workmanship, for the periods specified below. The warranty period commences with the date of purchase, which generally is the date of invoice.

Hardware - Display One products are warranted for one (1) year.

Fabric Panels - Velcro® compatible fabric panels, non-printed fabric panels and screen-printed fabric panels are warranted for one (1) year.

Podium Tops and Shelves - Display One podium tops and shelves are warranted for six (6) months.

Accessories (excluding light bulbs) - Display One accessories are warranted for six (6) months.

Light Bulbs - Light bulbs furnished by Consort/Display One are warranted for thirty (30) days.

Warranty protection is voided when product is used or installed in any manner contrary to Consort/Display One specifications and/or instructions or when product is altered or modified in any way.

Defective product covered by warranty may need to be returned to Consort Display Group at owner's expense, for inspection and warranty certification. A Return Authorization Number must be obtained from Customer Service **prior** to returning any product or warranty will be voided. Defective product will be repaired or replaced, at Consort's discretion, and returned to the customer via standard UPS Ground transportation, at Consort's expense.

INSPECTION POLICY

Buyer agrees to examine the product delivered from Consort immediately upon receipt. Buyer agrees to advise Consort of any product quality or quantity disputes within 3 business days of receipt. Buyer will examine immediately upon receipt each Consort invoice and statement and will advise Consort of any disputed pricing, transactions or statements within 10 business days of receipt, together with a written statement specifying the reasons for such dispute. Failure to notify Consort of any dispute or of damaged goods within these time parameters shall constitute a complete waiver of any such disputes.

DISTRIBUTION POLICY

Consort does not offer exclusive territory protection agreements on any other products except certain Kalamazoo Banner Works brand products with already established contracts. We are currently not accepting applications to expand the exclusive KBW territories. Note: Resellers may purchase products from authorized dealers for sale into the same exclusive territory by contacting the authorized dealer directly. Areas that are not protected may be considered open to resellers, however resellers should be aware that our direct sales representatives within the home office are also marketing into the open territories. We do not offer protection to resellers except in special instances on a time-sensitive, case-by-case basis.

TERMS & CONDITIONS OF SALES

Orders must be placed with a fully completed and signed purchase order or signed quote. Payment arrangements must be made in advance. All major credit cards are accepted. The card will not be charged until shipment has occurred. Credit applications are required to establish Net 30 terms and granted individually for each customer, based on a standard credit inquiry. Please call for details. A 50% minimum deposit is required for orders greater than \$15,000. The deposit must be received by Consort before the product is manufactured.

Consort may modify the terms and conditions of this application from time to time, upon mailing notice of such change to Buyer at the address shown on Consort's records. Such changes shall be effective for all transactions between Consort and Buyer after the date of this notice.

SHIPMENT OF ORDERS

All orders ship Standard Ground, PPA, F.O.B. Kalamazoo, Michigan. Expedited and third party shipping is available upon request. Purchase orders should specify the desired shipping method. Drop shipping is also available. Actual shipping charges are added to the order at the time of invoice.

RUSH CHARGES

Orders which require shipment faster than standard lead times need to have the required ship date confirmed prior to the placement of order. Rush orders will be subject to rush charges ranging from a minimum of 20% to a maximum of 50% of the complete order at full list prices. Rush charges are not subject to regular buying discounts. Rush charges will be confirmed prior to the acceptance of the order.

CUSTOM ORDERS

Custom orders are subject to minimum quantities, special pricing and special shipping schedules. The particulars for custom orders will be quoted in advance.

CANCELLATION OF ORDERS

Cancellation of an order for stock inventory products is subject to a 15% stocking fee. Cancellation of an order for custom products is subject to a 25-100% cancellation fee. The cancellation fee for custom products is determined by both the time the cancellation was received and the resale potential for the custom product. Cancellation fees are confirmed at the time the cancellation is received by Consort.

RETURN POLICY

No merchandise may be returned without **prior** written authorization from Consort in the form of a Consort issued Return Authorization number. Returned items may be subject to a 15% restocking fee. Collect shipments will be refused. Buyer agrees to pay return freight and/or reasonable storage charges for the merchandise returned without prior authorization regardless of the merits of the return. Liability for lost or damaged product rests with the buyer until such return is duly authorized and accepted by Consort.

CONSORT

DISPLAY GROUP

DISPLAY ONE | ABSTRACTA | KALAMAZOO BANNER WORKS | PODIA | DORI POLE

2129 Portage Street | Kalamazoo, MI 49001

phone: 800.525.6424 | **fax:** 888.880.6341 | **web:** www.consort.com | **email:** info@consort.com